

New Zealand Fixed Interest Fund

Octagon Investment Funds

Fund Update as at 30 June 2024

This fund update was first made publicly available on 26 July 2024.

What is the purpose of this update?

This document tells you how the New Zealand Fixed Interest Fund has performed and what fees were charged. The document will help you to compare the fund with other funds. Forsyth Barr Investment Management Limited prepared this update in accordance with the Financial Markets Conduct Act 2013. This information is not audited and may be updated.


Description of this fund

The New Zealand Fixed Interest Fund invests in New Zealand fixed interest assets, aiming to achieve positive long-term returns.

Total value of the fund	\$153,922,109
The date the fund started	26 June 2008

What are the risks of investing?

Risk indicator for New Zealand Fixed Interest Fund:



The risk indicator is rated from 1 (low) to 7 (high). The rating reflects how much the value of the fund's assets goes up and down. A higher risk generally means higher potential returns over time, but more ups and downs along the way.

To help you clarify your own attitude to risk, you can seek financial advice or work out your risk profile at www.sorted.org.nz/tools/investor-profiler.

Note that even the lowest category does not mean a risk-free investment, and there are other risks that are not captured by this rating.

This risk indicator is not a guarantee of a fund's future performance. The risk indicator is based on the returns data for the five years to 30 June 2024. While risk indicators are usually relatively stable, they do shift from time to time. The risk indicator will continue to be updated in future fund updates.

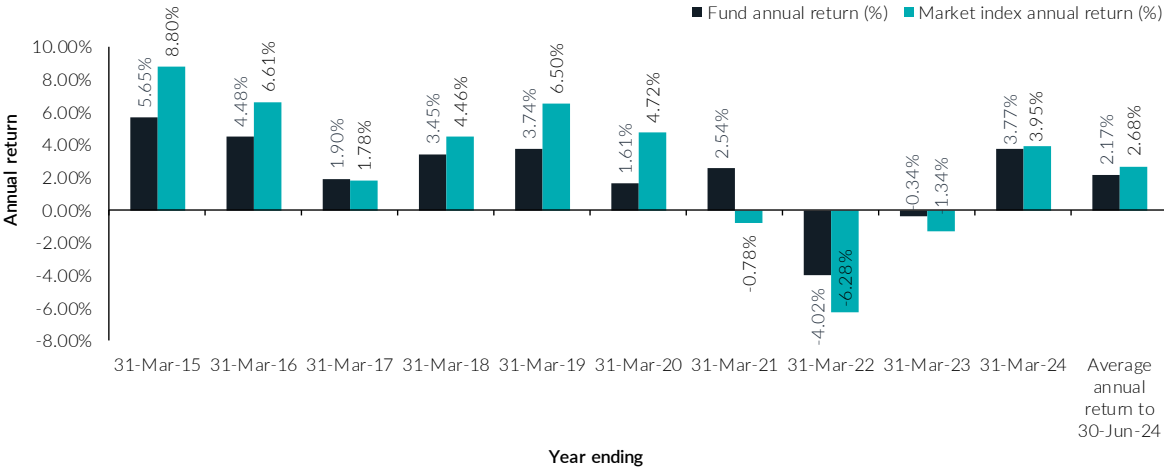
See the Product Disclosure Statement (PDS) for more information about the risks associated with investing in this fund.

How has the fund performed?

	Average over past 5 years	Past year
Annual return (after deductions for charges and tax)	0.52%	4.27%
Annual return (after deductions for charges but before tax)	0.72%	5.94%
Market index annual return (reflects no deduction for charges and tax)	-0.22%	5.39%

The market index return is based on the Bloomberg NZBond Composite 0+Yr Index. More information on the index is available on the Octagon Investment Funds' entry on the offer register at www.disclose-register.companiesoffice.govt.nz.

Annual return graph



This shows the return after fund charges and tax for each of the last 10 years ending 31 March. The last bar shows the average annual return for the last 10 years, up to 30 June 2024.

Important: This does not tell you how the fund will perform in the future.

Returns in this update are after tax at the highest prescribed investor rate (PIR) of tax for an individual New Zealand resident. Your tax may be lower.

What fees are investors charged?

Investors in the New Zealand Fixed Interest Fund are charged fund charges. In the year to 31 March 2024 these were:

	% of net asset value ¹
Total fund charges	0.76%
<i>Which are made up of:</i>	
Total management and administration charges including	0.76%
Manager's basic fee	0.76%
Other management and administration charges	0.00%
Total performance-based fees	0.00%
	Dollar amount per investor
Other charges	\$0.00

Investors may also be charged individual action fees for specific actions or decisions (for example for withdrawing from or switching funds), although these are not currently charged. See the "Other Material Information" document at www.disclose-register.companiesoffice.govt.nz for more information about those fees.

Small differences in fees and charges can have a big impact on your investment over the long term.


Example of how this applies to an investor

Jane had \$10,000 in the fund at the start of the year and did not make any further contributions. At the end of the year, Jane received a return after fund charges were deducted but before tax of \$594 (that is 5.94% of her initial \$10,000). This gives Jane a total return after tax of \$427 for the year.

What does the fund invest in?

This shows the types of assets that the fund invests in.

Actual investment mix



Target investment mix

Cash and cash equivalents	5.00%
New Zealand fixed interest	95.00%
International fixed interest	0.00%
Australasian equities	0.00%
International equities	0.00%
Listed property	0.00%
Unlisted property	0.00%
Commodities	0.00%
Other	0.00%

Top 10 investments

	Name	Percentage of fund net assets	Type	Country	Credit rating (if applicable)
1	New Zealand Government 3% 20/04/2029	7.79%	New Zealand fixed interest	New Zealand	AA+
2	New Zealand Government 4.50% 15/04/2027	6.53%	New Zealand fixed interest	New Zealand	AA+
3	New Zealand Government 15/05/2028 0.25%	6.06%	New Zealand fixed interest	New Zealand	AA+
4	New Zealand Government 14/04/2033 3.5%	6.01%	New Zealand fixed interest	New Zealand	AA+
5	New Zealand Government 4.50% 15/05/2030	5.87%	New Zealand fixed interest	New Zealand	AA+
6	New Zealand Government 1.5% 15/05/2031	4.28%	New Zealand fixed interest	New Zealand	AA+
7	Westpac New Zealand 1.439% 24/02/2026	3.98%	New Zealand fixed interest	New Zealand	AA-
8	NZ Government 4.25% 15/05/2034 Green Bond	3.79%	New Zealand fixed interest	New Zealand	AA+
9	New Zealand Government 15/05/2032 2.00%	3.78%	New Zealand fixed interest	New Zealand	AA+
10	New Zealand Government 0.5% 15/05/2026	2.66%	New Zealand fixed interest	New Zealand	AA+

The top 10 investments make up 50.74% of the fund.

Key personnel

Name	Current position	Time in current position	Previous or other current position	Time in previous or other current position
Christine Smith-Han	Equity and Strategy Analyst Octagon Asset Management Limited ²	2 years and 7 months	Portfolio Analyst Forsyth Barr Limited	4 years and 10 months
Paul Robertshawe	Chief Investment Officer Octagon Asset Management Limited ²	2 years and 7 months	Portfolio Manager, Forsyth Barr Limited	0 years and 8 months
Craig Alexander	Head of Fixed Interest and ESG Octagon Asset Management Limited ²	2 years and 7 months	Co-Head of Funds Management, Forsyth Barr Limited	8 years and 5 months
Jason Lindsay	Head of Equities Octagon Asset Management Limited ²	2 years and 7 months	Co-Head of Funds Management, Forsyth Barr Limited	2 years and 2 months
Neil Paviour-Smith	Director Forsyth Barr Investment Management Limited	16 years and 4 months	Managing Director, Forsyth Barr Limited (current)	23 years and 6 months

Further information

You can also obtain this information, the PDS for the Octagon Investment Funds, and some additional information from the offer register at www.disclose-register.companiesoffice.govt.nz.

Notes

¹ Including GST.

² Octagon Asset Management Limited is responsible for the day-to-day investment decisions for the fund.